

# Product datasheet

Specifications



## Cam stepping switch, 1 pole,, 45°, 12 A, screw mounting

K1C003QLH

### Main

Range of product	Harmony K
Product or component type	Complete cam switch
Component name	K1
[I <sub>th</sub> ] conventional free air thermal current	12 A
Mounting location	Front
Fixing mode	Multifixing
Cam switch head type	With front plate 45 x 45 mm
Type of operator	Black handle, length = 35 mm
Rotary handle padlocking	Without
Presentation of legend	With metallic legend, 0 - 1 - 2 - 3 black marking
Cam switch function	Stepping switch
Return	Without
Off position	With Off position
Poles description	1P
Switching positions	Right: 0° - 45° - 90° - 135°
IP degree of protection	IP40 conforming to IEC 529 IP40 conforming to NF C 20-010

### Complementary

Number of steps	3
Switching angle	45 °
[U <sub>i</sub> ] rated insulation voltage	690 V (pollution degree 3) conforming to IEC 60947-1
[I <sub>the</sub> ] conventional enclosed thermal current	10 A
Rated operational power in W	10500 W AC-21, 500...660 V 3 phases conforming to IEC 947-3 1100 W AC-3, 230 V 3 phases conforming to IEC 947-3 1500 W AC-23A, 230 V 3 phases conforming to IEC 947-3 1500 W AC-3, 400 V 1 phase conforming to IEC 947-3 1500 W AC-3, 400 V 3 phases conforming to IEC 947-3 1500 W AC-3, 500 V 3 phases conforming to IEC 947-3 1500 W AC-3, 690 V 3 phases conforming to IEC 947-3 2200 W AC-23A, 400 V 3 phases conforming to IEC 947-3 2200 W AC-23A, 500 V 3 phases conforming to IEC 947-3 2200 W AC-23A, 690 V 3 phases conforming to IEC 947-3 4800 W AC-21, 230 V 3 phases conforming to IEC 947-3 600 W AC-3, 230 V 1 phase conforming to IEC 947-3

<b>[Ie] rated operational current AC</b>	1.8 A at 690 V AC-3 3 phases conforming to IEC 947-3 2.8 A at 500 V AC-3 3 phases conforming to IEC 947-3 2.8 A at 690 V AC-23A 3 phases conforming to IEC 947-3 3.3 A at 400 V AC-3 3 phases conforming to IEC 947-3 3.8 A at 500 V AC-23A 3 phases conforming to IEC 947-3 4.6 A at 230 V AC-3 3 phases conforming to IEC 947-3 4.8 A at 400 V AC-23A 3 phases conforming to IEC 947-3 5.6 A at 230 V AC-23A 3 phases conforming to IEC 947-3 1 A at 500 V AC-15 conforming to IEC 947-5-1 2 A at 400 V AC-15 conforming to IEC 947-5-1 3 A at 230 V AC-15 conforming to IEC 947-5-1
<b>Electrical durability</b>	1000000 cycles AC-15 1000000 cycles AC-21 500000 cycles AC-23 500000 cycles AC-3
<b>Maximum operating rate</b>	2.5 cyc/mn AC-21 2.5 cyc/mn AC-23 2.5 cyc/mn AC-3 8.333 cyc/mn AC-15
<b>Short-circuit current</b>	10000 A
<b>Short-circuit protection</b>	16 A cartridge fuse, type gG
<b>[Uimp] rated impulse withstand voltage</b>	4 kV in isolating function 6 kV conforming to IEC 947-1
<b>Contact operation</b>	Slow-break
<b>Positive opening</b>	With
<b>Electrical connection</b>	Captive screw clamp terminals flexible, clamping capacity: 2 x 1.5 mm <sup>2</sup> Captive screw clamp terminals solid, clamping capacity: 1 x 2.5 mm <sup>2</sup>
<b>Mechanical durability</b>	1000000 cycles
<b>CAD overall width</b>	45 mm
<b>CAD overall height</b>	45 mm
<b>CAD overall depth</b>	87 mm
<b>Net weight</b>	0.135 kg

## Environment

<b>Standards</b>	EN 60947-3 for power circuit EN 60947-5-1 for control circuit IEC 60947-3 for power circuit IEC 60947-5-1 for control circuit CENELEC EN 50013
<b>Product certifications</b>	CSA 240 V 3 hp 3 phases 2 -pole(s) UL 240 V 0.33 hp 1 phase 2 -pole(s) CSA 240 V 1 hp 1 phase UL 240 V 1 hp 3 phases
<b>Protective treatment</b>	TC
<b>Ambient air temperature for operation</b>	-25...55 °C
<b>Ambient air temperature for storage</b>	-40...70 °C
<b>Shock resistance</b>	30 gn conforming to IEC 68-2-27
<b>Vibration resistance</b>	5 gn conforming to IEC 68-2-6 (f = 10...150 Hz)
<b>Overtoltage category</b>	Class II conforming to IEC 536 Class II conforming to NF C 20-030

## Packing Units

<b>Unit Type of Package 1</b>	PCE
<b>Number of Units in Package 1</b>	1
<b>Package 1 Height</b>	6.5 cm
<b>Package 1 Width</b>	6.5 cm

Package 1 Length	11.0 cm
Package 1 Weight	145.0 g
Unit Type of Package 2	S01
Number of Units in Package 2	10
Package 2 Height	15.0 cm
Package 2 Width	15.0 cm
Package 2 Length	40.0 cm
Package 2 Weight	1.69 kg

## Offer Sustainability

Sustainable offer status	Green Premium product
REACH Regulation	<a href="#">REACH Declaration</a>
REACH free of SVHC	Yes
EU RoHS Directive	Pro-active compliance (Product out of EU RoHS legal scope) <a href="#">EU RoHS Declaration</a>
Toxic heavy metal free	Yes
Mercury free	Yes
RoHS exemption information	<a href="#">Yes</a>
China RoHS Regulation	<a href="#">China RoHS declaration</a>
Environmental Disclosure	<a href="#">Product Environmental Profile</a>
WEEE	The product must be disposed on European Union markets following specific waste collection and never end up in rubbish bins

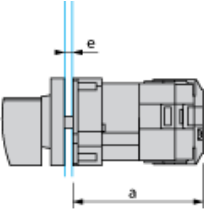
## Contractual warranty

Warranty	18 months
----------	-----------

**Operating Head and Body**

---

**Front Mounting "Multi-Fixing"**



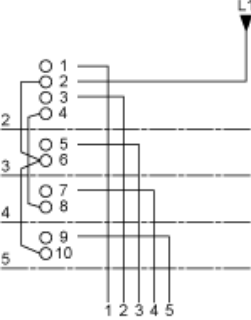
- a 63 mm/2.48 in.
- e support panel thickness 1 mm to 6 mm./0.039 in. to 0.24 in.

**Link Positions (Factory Mounted)**

---

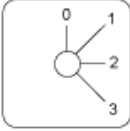
**Diagram for 2 to 5-step Stepping Switches**

Select the number of steps according to the product characteristics.



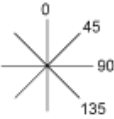
**Marking**

---



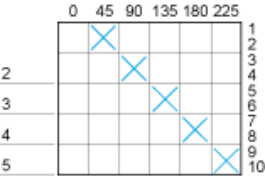
**Angular Position of Switch**

---



**Switching Program**

---



**Convention Used for Switching Program Representation**

---

Contact closed

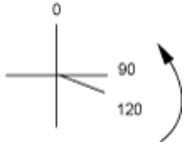
Contact closed in 2 positions and maintained between the 2 positions

Sealed assembly for auto-maintain control

Overlapping contacts

Spring return position: for a switching angle of 90°, spring return is over 30° after the last position (for a maximum of 3 simultaneous contacts).

Example:



**Recommended replacement(s)**